

5 = 20 mm²**17****Technical Description**

Brass/steel industrial coupling with English profile specifically suited to compressed air applications in industry.

Coupling system with single-hand operation. UltraFlo valve for optimum flow and low pressure drop. Versatile due to slim design and light weight.

Working Temperature*

-20°C up to +100°C (NBR)
depending on the medium.

* For temperatures below -20°C and over +100°C and depending on the medium, other seal variants (FKM, EPDM, FFKM) are available.

**Working Pressure****

35 bar

** maximum static working pressure with safety factor 4 to 1.

Material

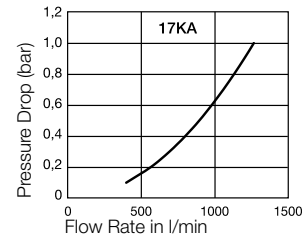
Coupling: Brass nickel plated,
Steel zinc plated

Plug: Steel nickel plated

Seals: NBR

Interchangeability

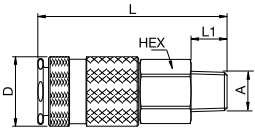
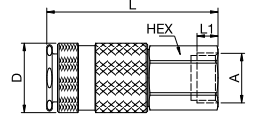
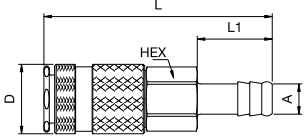
- Schrader DN 5

Flow diagrams**Air**



Couplings – with valve

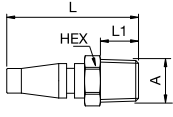
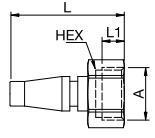
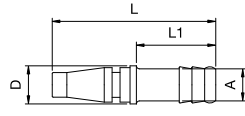
Series 17KA

	Connection A	HEX mm	HEX1 mm	L mm	L1 mm	L2 mm	D mm	B mm	G mm	Version	Part Number
 <p>Male Thread</p>	R 1/4	19		63	12		23				17KAAK13SPN
	R 3/8	19		62	12		23				17KAAK17SPN
	R 1/2	22		63	17		23				17KAAK21SPN
 <p>Female Thread</p>	G 1/4	19		58	9		23				17KAIW13SPN
	G 3/8	19		57	9		23				17KAIW17SPN
	G 1/2	24		60	12		23				17KAIW21SPN
 <p>Hose Barb</p>	6 mm	19		76	25		23				17KATF06SPN
	8 mm	19		76	25		23				17KATF08SPN
	10 mm	19		76	25		23				17KATF10SPN
	13 mm	19		76	25		23				17KATF13SPN



Plugs – without valve

Series 17KA

	Connection A	HEX mm	HEX1 mm	L mm	L1 mm	L2 mm	D mm	B mm	G mm	Version	Part Number
 <p>Male Thread</p>	R 1/8	11		37	9						17SFAK10SXN
	R 1/4	14		42	12						17SFAK13SXN
 <p>Female Thread</p>	G 1/8	14		33	7						17SFIW10SXN
	G 1/4	17		36	9						17SFIW13SXN
 <p>Hose Barb</p>	6 mm			58	25		12				17SFTF06SXN
	8 mm			52	25		12				17SFTF08SXN
	10 mm			52	25		12				17SFTF10SXN