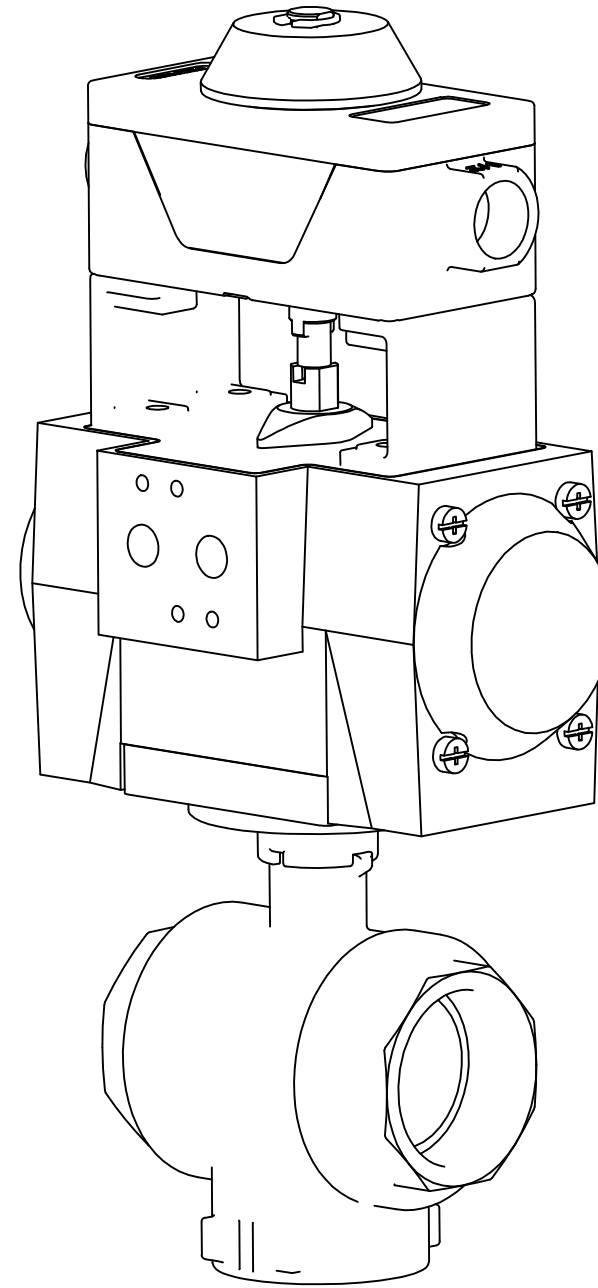
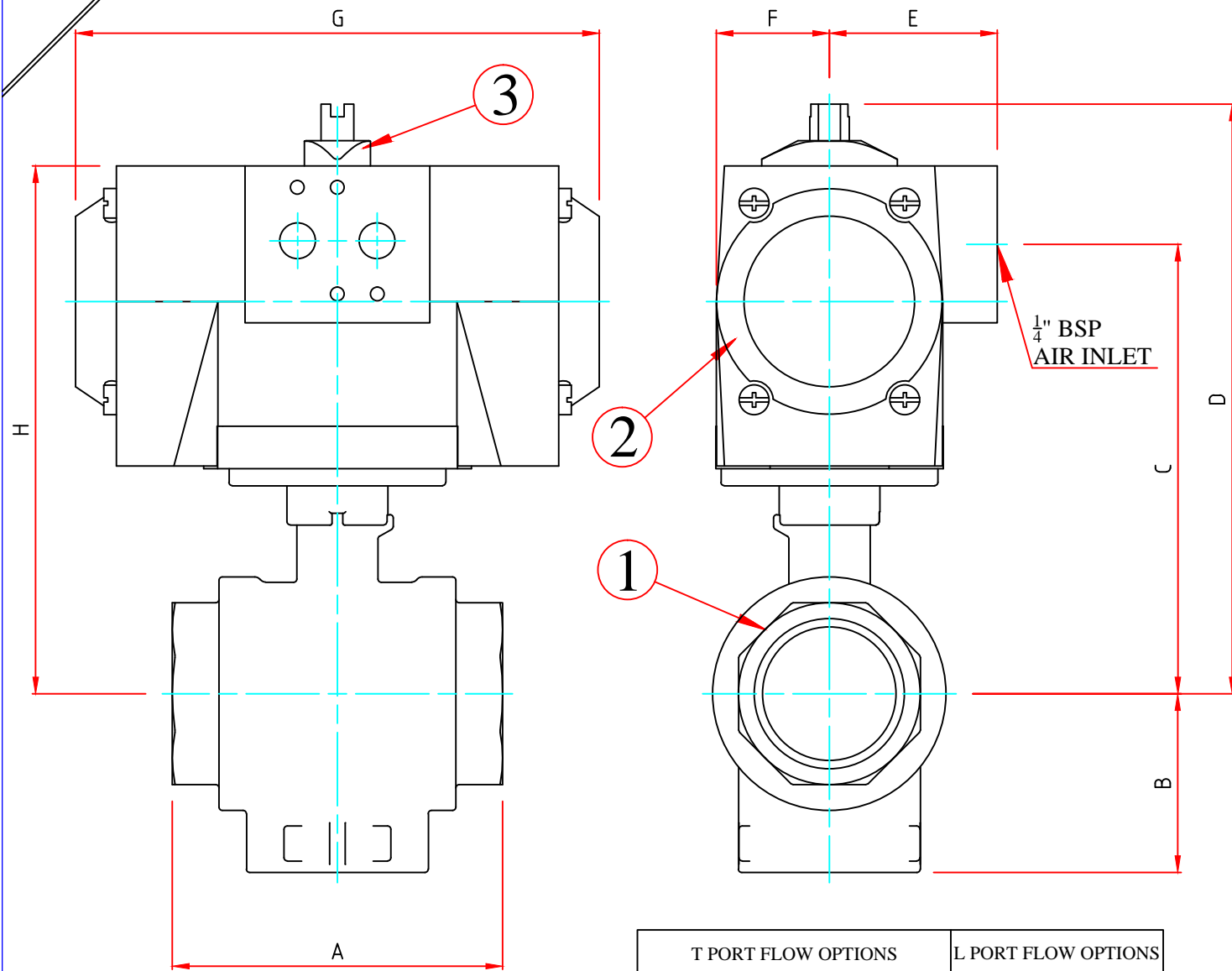


V5981

DO NOT SCALE

IF IN DOUBT ASK

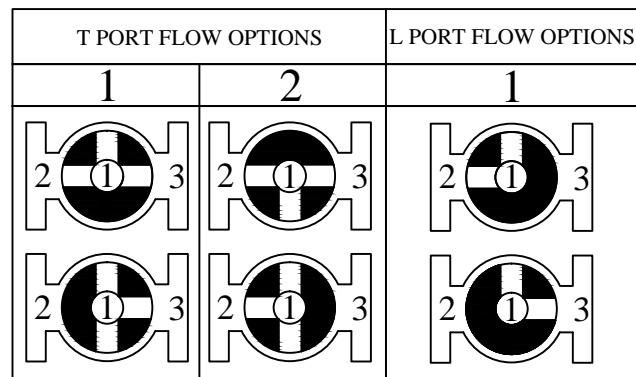


NOTES:
 1. VALVE SPECIFICATION
 BODY - NICKEL PLATED BRASS
 BALL - CHROME PLATED BRASS
 STEM - BRASS
 SEATS - PTFE
 SEAT O-RING - NBR
 STEM O-RING - NBR
 CONNECTION - BSPP

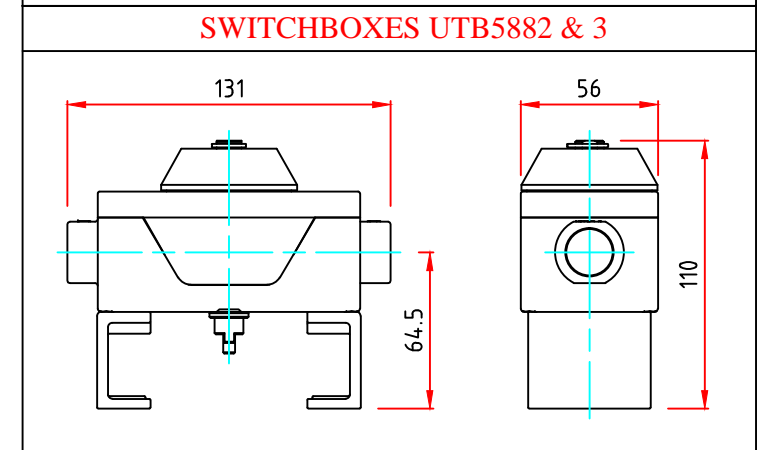
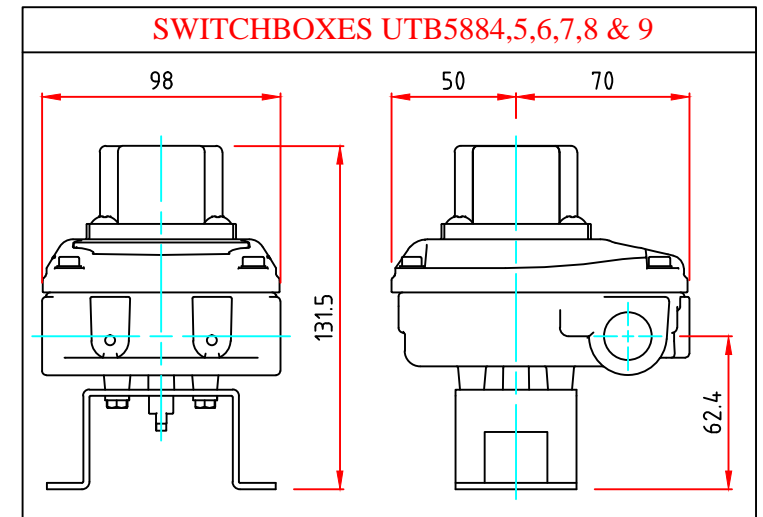
2. ACTUATOR SPECIFICATION
 MT SERIES:
 BODY - ANODIZED ALUMINUM
 END CAPS - EPOXY COATED ALUMINUM
 PINION - STAINLESS STEEL
 UT SERIES:
 BODY - TECHNO-POLYMER
 END CAPS - TECHNO-POLYMER
 PINION - NICKEL PLATED CARBON STEEL

3. INDICATOR SPECIFICATION
 MT SERIES - BEACON TYPE
 UT SERIES - POINTER TYPE

4. VALVES ASSEMBLED AIR FAIL STAY PUT



PORT 1 IS ALWAYS OPEN



VALVE SIZE AND REF	ACTUATOR REF.	VALVE ACTION ON AIR FAIL	A	B	C	D	E	F	G	H
1/2" LV4530/4531	UT10-0A	STAY PUT	56	28	96.5	139	40	27	119	118
3/4" LV4530/4531	UT10-0A	STAY PUT	68	34	100.5	143	40	27	119	122
1" LV4530/4531	UT10-0A	STAY PUT	78	39	104.5	147	40	27	119	126
1 1/4" LV4530/4531	UT13-0C	STAY PUT	90	45	135.5	179	50.25	35.75	160	158
1 1/2" LV4530/4531	UT13-0C	STAY PUT	100	50	140.5	184	50.25	35.75	160	163
2" LV4530/4531	UT13-0C	STAY PUT	115	57.5	146.5	190	50.25	35.75	160	169
3" LV4530/4531	UT13-0C	STAY PUT	180	90	171.5	215	50.25	35.75	160	194

PART No	QTY PER ASSY	DESCRIPTION	MANUFACTURER	MATERIAL SPEC
			PART REF	TYPE
1	1	FULL BORE BALL VALVE	IDROSFER	SEE NOTES
			LV4530/4531 T OR L PORT	
2	1	PNEUMATIC ACTUATOR	MAX-AIR	SEE NOTES
		DOUBLE ACTING	UT/MT SERIES	
3	1	VISUAL POSITION INDICATOR	MAX-AIR	SEE NOTES
			-	

CUSTOMER: PRODUCT DATA SHEET		0/N: -	S/O: -
DRAWN: A. MACALISTER			
DATE: 06/01/2014			
CHK'D: -		DRAWN TO BS.8888	SCALE: NTS
THIS DRAWING IS THE PROPERTY OF LEENGATE VALVES AND MUST NOT BE USED FOR ANY PURPOSE OTHER THAN THAT FOR WHICH IT IS SUPPLIED. IT'S CONTENTS ARE SUPPLIED IN CONFIDENCE AND MUST NOT BE REPRODUCED WITHOUT WRITTEN PERMISSION.		SIZE: A3	DRAWING No. LG-GA-2014-07
		REV. A	

TITLE:
 1/2"-3" BRASS BALL VALVE
 3 WAY T OR L PORT FITTED WITH
 DOUBLE ACTING ACTUATOR